

P-Shape Victorian conservatories by



Garden Building



Our Standard Edition secure, attractive and an abundance of options which can only enhance an already feature packed building.

- Building supplied pre-glazed for ease of assembly
- Two Top Hung Vents, other panels full glass
- French Doors (all models with the exception of the Traditional T1)
- 25mm 5-ply tinted polycarbonate roof
- 24mm all toughened glass
- Internally glazed and fully sculptured frames with attractive scotia beading
- Full fitting instructions and technical support
- Mainland UK FREE Delivery
- Full-height, or 525mm dwarf wall versions, white, light-oak and Rosewood coloured frames
- Supplied with guttering

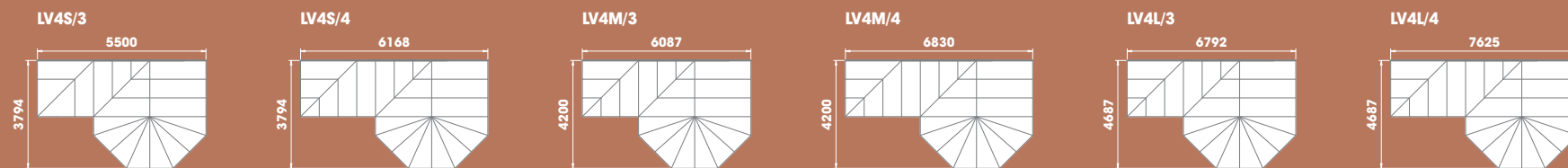
Built upon the Standard Edition we have the Quartz with maximum ventilation and bevelled glass designs.

- Building supplied pre-glazed for ease of assembly
- All opening top-light vents with diamond bevel designs
- French Doors (all models with the exception of the Traditional T1)
- 25mm 5-ply tinted polycarbonate roof
- 24mm all toughened glass
- Internally glazed and fully sculptured frames with attractive scotia beading
- Full fitting instructions and technical support
- Mainland UK FREE Delivery
- Full-height, or 525mm dwarf wall versions, white, light-oak and Rosewood coloured frames
- Supplied with guttering

All our buildings have been carefully designed with the DIY enthusiast in mind, few other manufacturers supply their conservatories factory pre-glazed, with such comprehensive instructions, a DVD, flashing, silicones' and fastening clearly and individually packed. Bespoke buildings catered for.

Photos & text for illustration purposes only E + OE

Floor Dimensions (external brickwork)



Left or right hand available,
 (left hand shown on drawings,
 right hand on photo)

Ridge Heights: **LV4S/3 - LV4S/4 = 3041**

Ridge Heights: **LV4M/3 - LV4M/4 = 3125**

Ridge Heights: **LV4L/3 - LV4L/4 = 3227**

FREE DELIVERY
(UK Mainland)

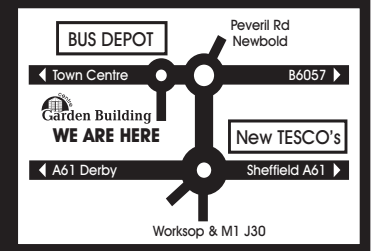
Installation DVD included with every purchase

Full Installation Manual and Base Plan Supplied

Bespoke Sizes, No Extra Cost

VISIT OUR SHOWROOM

Open 10am to 4pm
6 days a week

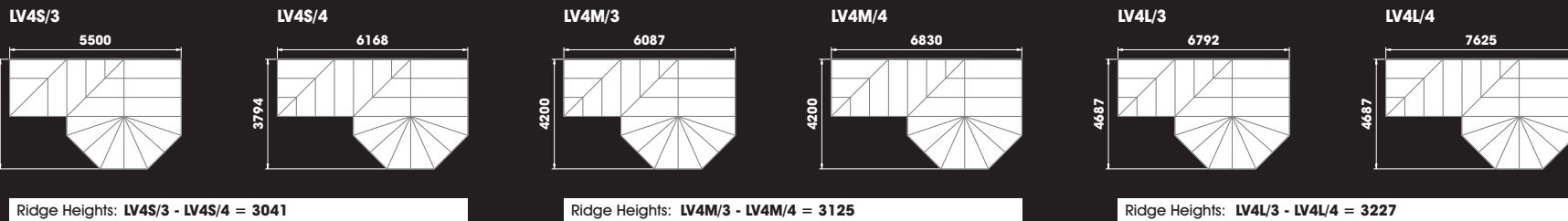


P-Shape Victorian

	External Brickwork Width x Projection		Number of panels (inc French Doors)	525mm Dwarf Wall 2 Vents (Panel Type B)	Full Height 2 Vents (Panel Type A)	Fielded Panel 2 Vents (Panel Type C)	Quartz	Woodgrain 525mm Dwarf Wall 2 Vents	Woodgrain Full Height 2 Vents	Woodgrain Fielded Panel 2 Vents	Woodgrain Quartz
LV4S/3	5500 x 3794mm	(18' x 12'5")	17	£5,263	£5,790	£6,390	£6,613	£6,211	£6,832	£7,540	£7,804
LV4S/4	6168 x 3794mm	(20'3" x 12'5")	18	£5,610	£6,170	£6,806	£7,050	£6,619	£7,281	£8,031	£8,318
LV4M/3	6087 x 4200mm	(20' x 13'9")	17	£5,675	£6,243	£6,842	£7,025	£6,697	£7,366	£8,074	£8,290
LV4M/4	6830 x 4200mm	(22'5" x 13'9")	18	£5,919	£6,511	£7,146	£7,359	£6,984	£7,682	£8,432	£8,683
LV4L/3	6792 x 4687mm	(22'3" x 15'5")	17	£6,460	£7,106	£7,705	£7,810	£7,622	£8,385	£9,092	£9,215
LV4L/4	7625 x 4687mm	(25' x 15'4")	18	£6,858	£7,544	£8,179	£8,298	£8,092	£8,901	£9,651	£9,791

Prices include VAT, Fittings Kit, Sealant, Flashing Tape & Door Restrictors. Specification excludes: Baseworks, installation and internal windowboards.

Floor Dimensions (external brickwork)



Left or right hand available, (left hand shown on drawings, right hand on photo)



The Garden Building Centre, Hazlehurst Lane (corner of Sheffield Road), Stonegravels, Chesterfield, Derbyshire S41 7LX. Freephone **0800 318359**, Fax **0871 661 5234**
www.conservatories-direct.co.uk Email: sales@thedyiconservatorycentre.co.uk